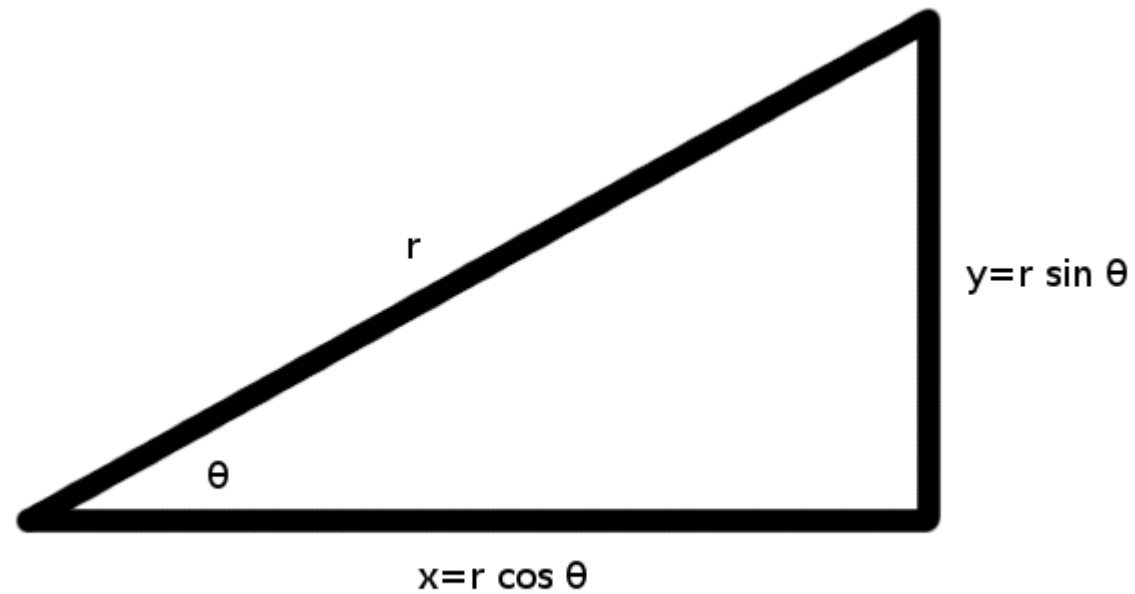


Air Resistance

September 2011

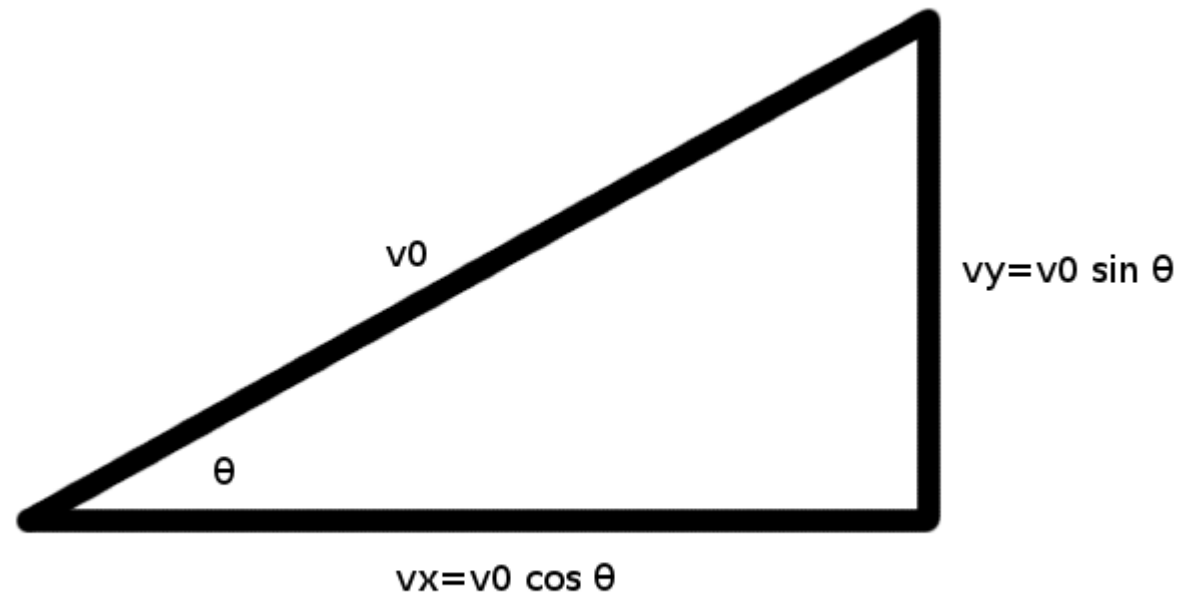
Background, in a right triangle the following relations hold...



Initial Conditions

```
#  
t      = 0.0          # seconds  
#  
x      = 0.0          # meters  
y      = 0.0  
#  
v0     = 26.82        # meters per second  
theta  = 30.0*(pi/180.0)  
#
```

Translate into horizontal and vertical velocities...



Timestep Loop

```
dt=0.001
while y>=0.0:
    #
    y+=(vy*dt) # distance = rate × time
    x+=(vx*dt)
    vy+=(g*dt)
    #
    t+=dt
    print t,x,y
```

Output and Gravity

0.000	0.000	0.000	...
0.001	0.023	0.013	2.731 63.432 0.053
0.002	0.046	0.027	2.732 63.456 0.039
0.003	0.070	0.040	2.733 63.479 0.026
0.004	0.093	0.054	2.734 63.502 0.013
...			2.735 63.525 -0.001

- Near the surface of the Earth $g = -9.81 \text{ m/s}^2$.
- Near the surface of the Moon $g = -1.62 \text{ m/s}^2$.

Write the Results to a File

```
python parabola.py > parabola.txt
```

... or ...

IDLE

- Highlight All and Copy
- Spreadsheet then Paste
- Text → Table

Gnuplot Script

```
set terminal png
set output "parabola.png"
set title "Deconstructed Parabola"
set xlabel "Distance, meters"
set ylabel "Height, meters"
set xtics nomirror
set ytics nomirror
set xrange[:70]
plot "parabola.txt" using 2:3 w l notitle, 0 w l
```

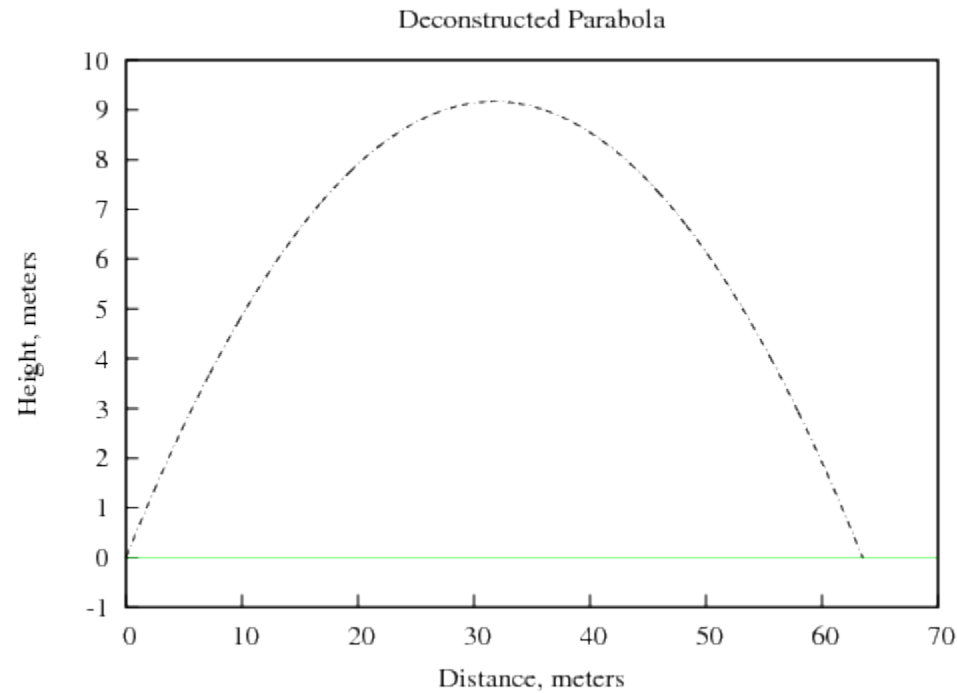

Compare to Parabola

```
while y>=0.0:  
    ...  
    t+=dt  
    print t,x,y,(0.5*g*t*t+v0*sin(theta)*t)
```

Gnuplot Script

```
...  
plot "parabola.txt" using 2:3 w l notitle,0 w l, \  
     "parabola.txt" using 2:4 w l notitle
```

Plot of Results



- Two dash patterns: simulation and formula

Air Resistance Terms

```
while y >= 0.0:
    #
    x += (vx*dt)
    y += (vy*dt)
    vx += (ax*dt)
    vy += (ay*dt)
    #                # TWO BIG IDEAS
    ax = ( -c1*vx) # 1 oppose direction of motion
    ay = (g-c1*vy) # 2 scale with increased speed
```

Lab Assignment: Air Resistance

- Set $c_1 = 0.50$ and compare to the no air resistance parabola.
- Try $c_1 = 0.01$, $c_1 = 0.05$, $c_1 = 0.10$, $c_1 = 0.25$ and $c_1 = 1.00$.
- (A better model for high speeds is $a = -c_1v - c_2v^2$ but we are assuming $c_2 = 0.00$ only because this makes the coding easier.)
- Compare:
 - The effect on peak height.
 - The effect on overall range.
- How do the different c_1 values compare?

Next Topic → Wind